



Train protection - interior and exterior

**Experience...&...results.....counts**

Author: Director Jesper Thillerup

[Info@nanovations.dk](mailto:Info@nanovations.dk)

Tel: +49(0)177.936.44.02.

# Agenda.

- Target:
- To show in practice how you effective can protect trains & buses against dirt, graffiti and corrosion.

# What can be protected

- Metal
- Laquer
- Plastic (hard)
- Glas.

Cleaning of textile / carpet / Graffiti &  
Tags removal

# Application / How

- Cleaning of the surface
- Application of product
- Dry out period
- Finished


## Advantages...

- Graffiti protection
- “Easy to clean “ surface
- Protection of surfaces against metaloxides, dirt and aggressive liquids.
- Preservation of surfaces in general
- Up to 50 % cost reduction by washing
- Material and workload savings.. Etc..

- Our case stories are from:
  1. DSB ( Danish State Railway).
  2. Rheinbahn (Germany)
  3. NSB ( Norwegian State Railway) - glas
  4. KNORR Bremse (Germany) – Hybridtec
  5. Badener Bahn (Austria)

# DSB





































# Saving Chemicals

- Less or no use of chemical agents for cleaning
- SAVE up to 50 % or more on Antigrffiti removal inside and outside the Train
- Preserve the original look
- Good for staff and invironment
- Cost saving / satisfied user / customers